


## Handout 3 – Hand Signals


**Stop** - arm extended straight down, palm facing back




**Slow Down** - arm extended straight out, palm facing down



**Speed Up** - arm extended straight out, palm facing up



**You Lead/Come** - arm extended upward 45 degrees, palm forward pointing with index finger, swing in arc from back to front



**Follow Me** - arm extended straight up from shoulder, palm forward




**Single File** - arm and index finger extended straight up



**Double File** - arm with index and middle finger extended straight up




**Hazard in Roadway** - on the right, point with right foot; on the left, point with left hand




**Highbeam** - tap on top of helmet with open palm down



**Pull Off** - arm positioned as for right turn, forearm swung toward shoulder



**Turn Signal On** - open and close hand with fingers and thumb extended



**Fuel** - arm out to side pointing to tank with finger extended



**Refreshment Stop** - fingers closed, thumb to mouth



**Comfort Stop** - forearm extended, fist clenched with short up and down motion



Source: Motorcycle Safety Foundation

\*These are common hand and arm signals. There may be variations of these signals depending on your geographical location.